

The Clear Diamond Laser Treatment™ is gentle, safe and effective in repairing damaged skin, while leaving the top layer of skin intact.

GET THE BEST RESULTS FOR THE TOUGHEST SKIN PROBLEMS



Age spot treatment



Softens wrinkles and lines



Sun damage treatment



Even tone, texture, complexion



Melasma treatment



Pigmentation removal



What to expect with the Clear Diamond Laser Treatment™

The Clear Diamond Laser Treatment™ is an effective, proactive treatment to help battle the effects of aging on your skin and with its breakthrough technology, we can finally say goodbye to Pigmentation, Age Spots and Melasma! It is gentle, yet safe and effective for repairing damaged skin that has been dulled over time while leaving the top layer of skin intact.

This breakthrough technology uses a unique wavelength of light and a specialized lens to convert laser energy into gentle pressure. This pressure squeezes cells, activating the natural cell signaling processes that create new collagen and elastin without burning or damaging the skin, and concentrate the laser's powerful photomechanical energy to only work on the areas of the skin you wish to treat.

The Clear Diamond Laser Treatment™ can also be highly effective in eliminating freckles and leaving the skin clear. In our experience, it's the best option for those who are wishing their freckles away.



CLEAR DIAMOND

LASER TREATMENT™

by HAPPY HEART HEALTH™

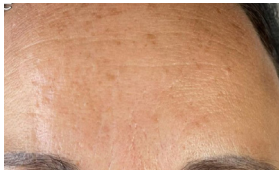
Did you know?

The Clear Diamond Laser Treatment™ is a uniquely developed treatment that uses customized technology especially developed for SL Lasers™.

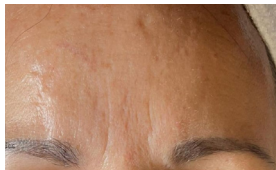
Fabulous

CLIENT RESULTS!

Age spots & Sun damage



BEFORE TREATMENT



AFTER TREATMENT



BEFORE TREATMENT



AFTER TREATMENT



BEFORE TREATMENT



AFTER 1 TREATMENT



BEFORE TREATMENT



AFTER TREATMENT



BEFORE TREATMENT



AFTER TREATMENT

What kind of results can I expect?

The Clear Diamond Laser Treatment™ is beneficial for treating sun damage, dark pigment spots, melasma, fine lines, wrinkles, rough skin texture and acne scars. It will stimulate the growth of new collagen for 3 months after a treatment restoring elasticity and skin tone.

How many treatments will I need?

The number of treatments is tailored to your individual skin care desires, needs and concerns. In recent customer feedback, patients noticed visible skin improvements after 1 - 2 Clear Diamond Laser Treatments™.







We will discuss your personalized treatment regimen during your consultation.

What will I look like immediately after the procedure?

Can I go right back to work? The Clear Diamond Laser Treatment™ is designed to be gentle and has minimal side effects and downtime compared to typical resurfacing laser treatments. You may experience some redness and subtle inflammation right after the treatment. These generally resolve within a few hours, but may last until the following day. Your skin will feel slightly rough to the touch, but you can wear makeup and use all your normal skin care products the following day. The skin will gradually slough and return to a smooth surface over the next week.



The benefits of this treatment...

-  Visible results after treatment plan
-  Turns back the clock on ageing
-  Neat and clean
-  Minimal side effects
-  Suitable for all skin types
-  Non-invasive procedure

Fabulous CLIENT RESULTS!

Skin Rejuvenation & Pigmentation



BEFORE TREATMENT



AFTER TREATMENT



BEFORE TREATMENT



AFTER 1 TREATMENT



BEFORE TREATMENT



AFTER TREATMENT

Scarring due to injury



BEFORE TREATMENT



AFTER 1 TREATMENT

Are the treatments painful?

Most patients describe some mild discomfort during the treatment. To ensure our patient's comfort, a topical anesthetic can be applied before the procedure, which helps to minimize this discomfort. A cooling device can also be used during the treatment. The heat sensation typically subsides within 1 - 2 hours after the treatment.



Happy Heart
HEALTH

WWW.HAPPYHEARTHEALTH.CO.ZA

